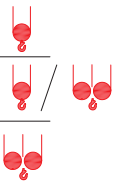


Curvas de cargas - Load diagrams - Lastkurven - Courbes de charges - Curve di carico - График грузоподъёмности

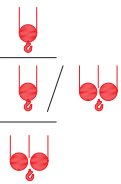
70 m

15	20	25	30	<b>31,4</b>	35	40	45	50	55	60	65	70	m
6000	6000	6000	6000	6000	5300	4520	3910	3430	3040	2710	2440	2200	Kg
15	20	25	30	<b>30,8</b>	35	40	45	50	55	60	65	70	m
6000	6000	6000	6000	6000	5150	4350	3740	3250	2850	2520	2240	2000	Kg
15	<b>17</b>	20	25	30	35	40	45	50	55	60	65	70	m
12000	12000	10010	7720	6210	5150	4350	3740	3250	2850	2520	2240	2000	Kg



65 m

15	20	25	30	<b>34,9</b>	35	40	45	50	55	60	65	m
6000	6000	6000	6000	6000	5980	5110	4440	3910	3470	3110	2800	Kg
15	20	25	30	<b>34,1</b>	35	40	45	50	55	60	65	m
6000	6000	6000	6000	6000	5820	4940	4260	3720	3280	2910	2600	Kg
15	<b>18,8</b>	20	25	30	35	40	45	50	55	60	65	m
12000	12000	11210	8670	7000	5820	4940	4260	3720	3280	2910	2600	Kg



60 m

15	20	25	30	35	<b>39,1</b>	40	45	50	55	60	m
6000	6000	6000	6000	6000	6000	5860	5100	4500	4010	3600	Kg
15	20	25	30	35	<b>38,2</b>	40	45	50	55	60	m
6000	6000	6000	6000	6000	6000	5680	4920	4310	3810	3400	Kg
15	20	<b>21</b>	25	30	35	40	45	50	55	60	m
12000	12000	12000	9870	8000	6670	5680	4920	4310	3810	3400	Kg



55 m

15	20	25	30	35	37	<b>40,7</b>	45	50	55	m
6000	6000	6000	6000	6000	6000	6000	5340	4710	4200	Kg
15	20	25	30	35	<b>39,6</b>	40	45	50	55	m
6000	6000	6000	6000	6000	6000	5940	5150	4520	4000	Kg
15	20	<b>21,8</b>	25	30	35	40	45	50	55	m
12000	12000	12000	10290	8350	6970	5940	5150	4520	4000	Kg



50 m

15	20	25	30	35	40	<b>42</b>	45	50	m
6000	6000	6000	6000	6000	6000	6000	5550	4900	Kg
15	20	25	30	35	40	<b>40,9</b>	45	50	m
8000	8000	8000	6000	6000	6000	6000	5350	4700	Kg
15	20	<b>22,5</b>	25	30	35	40	45	50	m
12000	12000	12000	10670	8660	7230	6170	5350	4700	Kg



45 m

15	20	25	30	35	40	<b>43,7</b>	45	m
6000	6000	6000	6000	6000	6000	6000	5800	Kg
15	20	25	30	35	40	<b>41,8</b>	45	m
6000	6000	6000	6000	6000	6000	6000	5500	Kg
15	20	<b>23</b>	25	30	35	40	45	m
12000	12000	12000	10930	8880	7420	6340	5500	Kg



40 m

10	15	20	25	30	35	40	m
6000	6000	6000	6000	6000	6000	6000	Kg
15	20	25	30	35	37	40	m
6000	6000	6000	6000	6000	6000	6000	Kg
15	20	<b>23,8</b>	25	30	35	40	m
12000	12000	12000	11360	9230	7720	6600	Kg







35 m

10	15	20	25	30	35	m
6000	6000	6000	6000	6000	6000	Kg
10	15	20	25	30	35	m
6000	6000	6000	6000	6000	6000	Kg
15	20	<b>24,8</b>	25	30	35	m
12000	12000	12000	11890	9670	8100	Kg





## Bloque de contrapeso - Counterweight blocks - Gegengewichtsblöcke - Bloc de contrepoid - Blocco di contrappeso - Плиты противовеса

	70 m		65 m		60 m		55 m	
	A	B	A	B	A	B	A	B
	7	1	7	1	7	1	6	2
	20750 Kg		20750 Kg		20750 Kg		19500 Kg	



	50 m		45 m		40 m		35 m	
	A	B	A	B	A	B	A	B
	5	3	5	2	4	3	4	2
	18250 Kg		16750 Kg		15500 Kg		14000 Kg	




## Mecanismos - Mechanisms - Antriebe - Mécanismes - Meccanismi - Приводы



56 Hp (42Kw) - INV  
400 V / 50-60 Hz  
H.B.G. 150m S/R Ø16



		m/min	0-5	0-35	0-48	0-73	0-107	0-2,5	0-17,5	0-24	0-36,5	0-53,5	
		400 m	Kg	6000	6000	4000	2500	1250	12000	12000	8000	5000	2500
			Kw	42	42	42	42	42	42	42	42	42	42

75 Hp (55Kw) - INV  
400 V / 50-60 Hz  
H.B.G. 150m S/R Ø16


		m/min	0-5	0-44	0-60	0-85,5	0-118	0-2,5	0-22	0-30	0-42,7	0-59	
		400 m	Kg	6000	6000	4000	2500	1250	12000	12000	8000	5000	2500
			Kw	55	55	55	55	55	55	55	55	55	55


	m/min	11 / 37 / 100		
	Kw	11		
	r.p.m.	0,3	0,6	0,9
	Nm	2 x 65		
	m/min	12 / 24		
	Kw	4 x 3		

		400 V 50 Hz	100m 4x35mm <sup>2</sup>	GENERADOR 170 kVA	POTENCIA INSTALADA 80 KW
---	---	----------------	-----------------------------	----------------------	--------------------------------


		380 V 60 Hz	100m 4x35mm <sup>2</sup>	*Opcional	
---	---	----------------	-----------------------------	-----------	--


\* Opcional / Optional / Opzionale

 Elevación / Hoisting / Heben / Levage / Sollevamento

 Distribución / Trolleying / Katzfahren / Distribution / Distributions

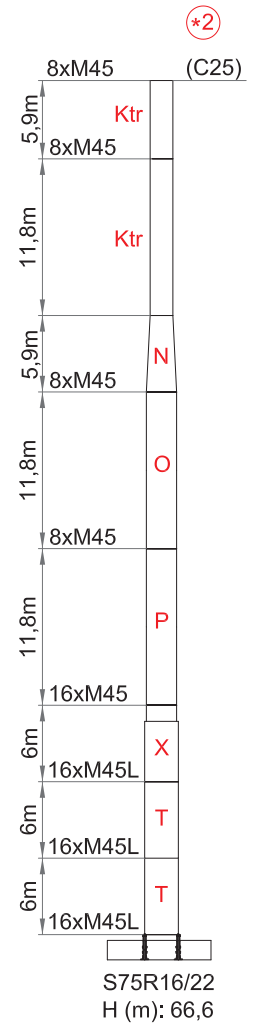
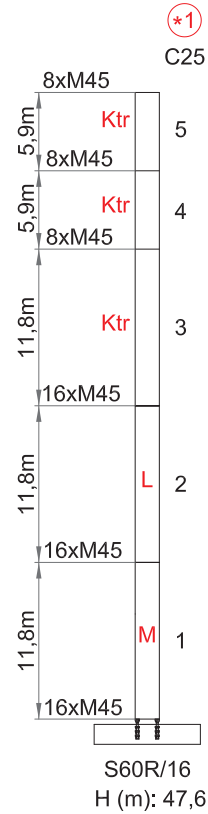
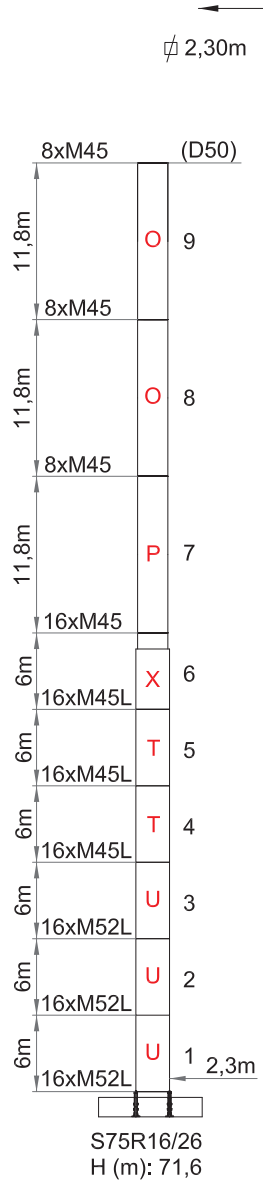
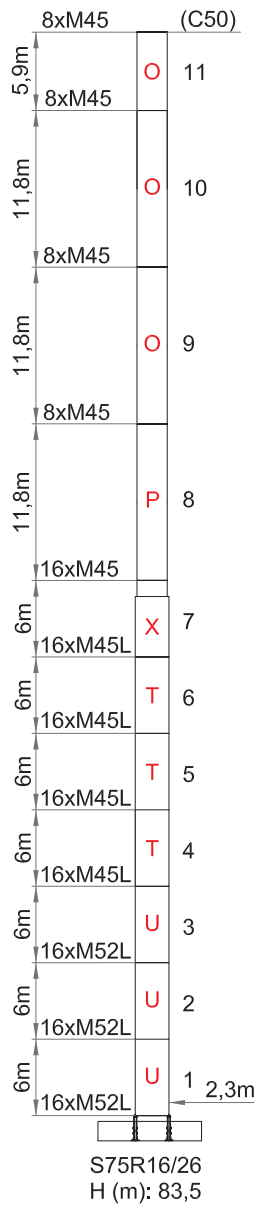
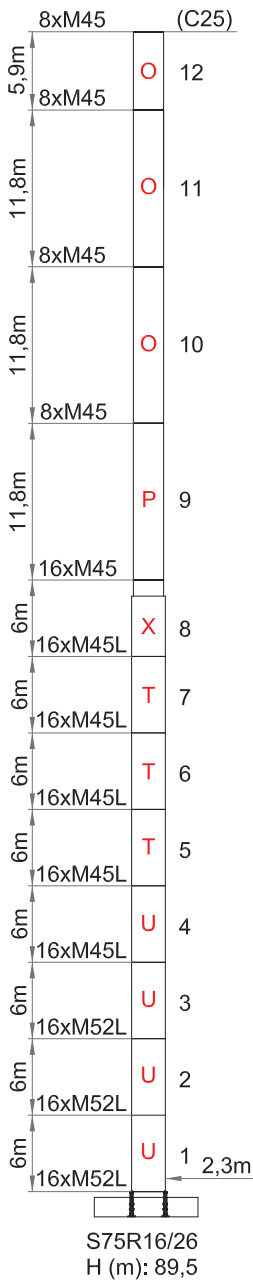
 Orientación / Slewing / Schwenken / Orientation / Rotazione

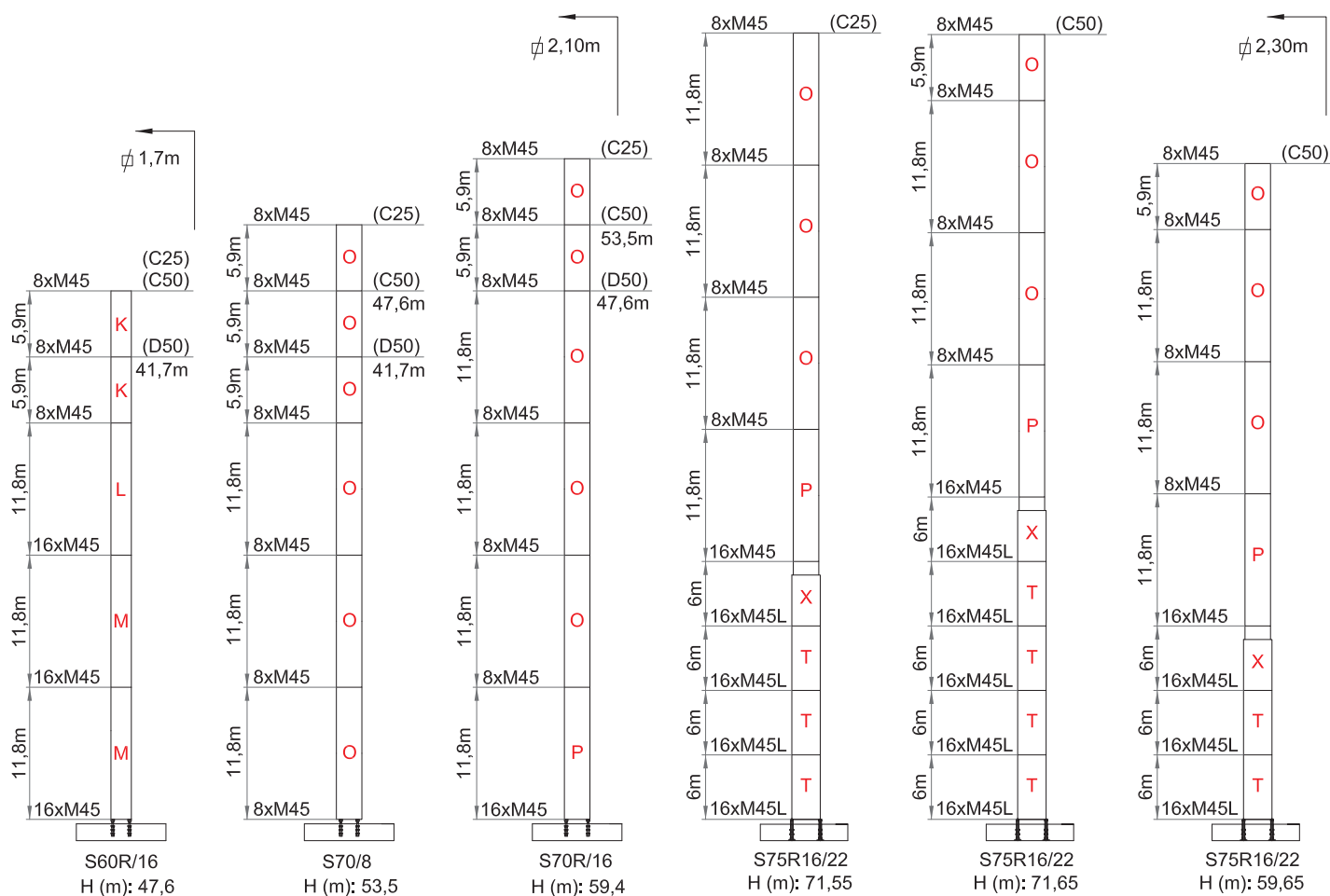
 Traslacion / Travelling / Schienenfahren / Translation / Traslazione

 Cable / Rope / Seil / Câble / Fune

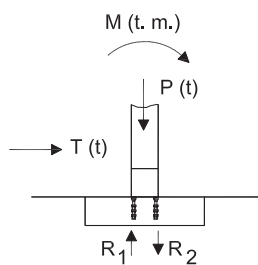
FEM 1005-C25-C50-D50 / EN 14439 - Mástil / Reacciones - Masts / Reactions - Maste / Eckdrücke - Mat / Réactions - Torre / Réazioni - Реакции / Комплектация башни

K = S17 8/8  
 L = S17 16/8  
 M = S17 16/16  
 N = S21-S17 8/8  
 O = S21 8/8  
 P = S21 16/8  
 T = S2322 16/16 M45L  
 U = S2326 16/16 M52L  
 X = C2322/21





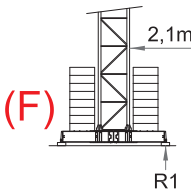
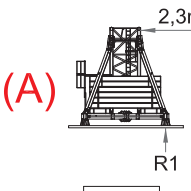
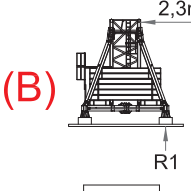
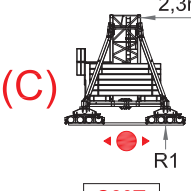
		M	O	P	T	U
C 25	H (m)	47,60	53,50	59,40	71,55	89,50
	M (T·m)	503,5	563,7	648,2	933	1545,5
	T (t)	9,44	10,46	14,49	17,71	24,6
	P (t)	67,86	73,82	79,47	93,32	115,92
	R <sub>1</sub> (t)	221,9	187,6	215,1	298,5	504
	R <sub>2</sub> (t)	252,7	221,1	254,9	345,1	562



		M	O	P	T	U
C 50	H (m)	47,60	47,60	53,50	71,65	83,50
	M (T·m)	503,5	488,4	582,2	1070,9	1469,3
	T (t)	9,44	9,48	14,64	20,27	24,34
	P (t)	67,86	64,83	76,77	95,42	109,62
	R <sub>1</sub> (t)	221,9	162,3	191,9	345,5	479,4
	R <sub>2</sub> (t)	252,7	191,8	230,3	393,2	534,2

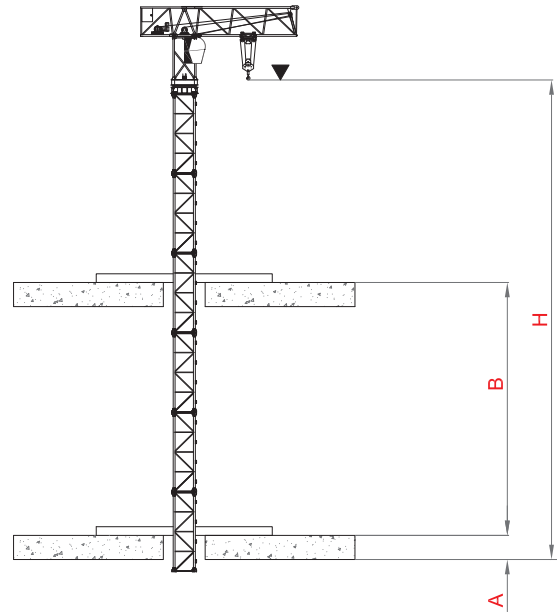
		M	O	P	T	U
D 50	H (m)	41,70	41,70	47,60	59,65	71,60
	M (T·m)	482,2	486,9	640,8	981,1	1414,5
	T (t)	15	15,5	17,45	21,57	27,18
	P (t)	69,51	72,17	74,07	85,02	101,32
	R <sub>1</sub> (t)	209,9	158,5	213,8	317,1	462,5
	R <sub>2</sub> (t)	244,6	194,6	250,8	359,6	513,2

FEM 1005-C25-C50-D50 / EN 14439 - Bloque lastre de base - Base ballast block - Grundballastblöcke - Bloc de lest de base - Blocco di zavorra alla base - Балласты опорной рамы

(F)		C60HB	C25	H (m)	19,4 m	25,3 m	31,2 m	37,1 m	43 m	48,9 m
				R1 (t)	63,6 t	68,4 t	74,1 t	81,8 t	89,3 t	99,8 t
				Z (t)	53,2 t	53,2 t	68,4 t	83,6 t	98,8 t	121,6 t
(A)		C60T	C25	H (m)	31,1 m	37 m	42,9 m	48,8 m	54,7 m	60,6 m
				R1 (t)	76 t	81,7 t	90,7 t	100,6 t	127,9 t	157,7 t
				Z (t)	60 t	75 t	95 t	115 t	140 t	170 t
(B)		C60T	C50	H (m)	25,2 m	31,1 m	37 m	42,9 m	48,8 m	54,7 m
				R1 (t)	71 t	76,1 t	84,2 t	93,2 t	114,4 t	142 t
				Z (t)	50 t	65 t	85 t	105 t	130 t	150 t
(C)		C60T	D50	H (m)	19,3 m	25,2 m	31,1 m	37 m	42,9 m	
				R1 (t)	66,7 t	72,5 t	80,7 t	93,2 t	120,8 t	
				Z (t)	45 t	65 t	85 t	115 t	140 t	
			C25	H (m)	31,6 m	37,5 m	43,4 m	49,3 m	52,2 m	61,1 m
				R1 (t)	76,5 t	82,2 t	91,2 t	101,1 t	128,4 t	158,2 t
				Z (t)	60,5 t	75,5 t	95,5 t	115,5 t	140,5 t	170,5 t
			C50	H (m)	25,7 m	31,6 m	37,5 m	43,2 m	49,3 m	55,2 m
				R1 (t)	71,5 t	76,6 t	84,7 t	93,7 t	114,9 t	142,5 t
				Z (t)	50,5 t	65,5 t	85,5 t	105,5 t	130,5 t	150,5 t
			D50	H (m)	19,8 m	25,7 m	31,6 m	37,5 m	43,4 m	
				R1 (t)	67,2 t	73 t	81,2 t	93,7 t	121,3 t	
				Z (t)	45,5 t	65,5 t	85,5 t	115,5 t	140,5 t	
			C25	H (m)	31,7 m	37,6 m	43,5 m	49,4 m	55,3 m	61,2 m
				R1 (t)	76,6 t	82,3 t	91,3 t	101,2 t	128,5 t	158,3 t
				Z (t)	60,6 t	75,6 t	95,6 t	115,6 t	140,6 t	170,6 t
			C50	H (m)	25,8 m	31,7 m	37,6 m	43,5 m	49,4 m	55,3 m
				R1 (t)	71,6 t	76,7 t	84,8 t	93,8 t	115 t	142,6 t
				Z (t)	50,6 t	65,6 t	85,6 t	105,6 t	130,6 t	150,6 t
			D50	H (m)	19,9 m	25,8 m	31,7 m	37,6 m	43,5 m	
				R1 (t)	67,3 t	73,1 t	81,3 t	93,8 t	121,4 t	
				Z (t)	45,6 t	65,6 t	85,6 t	115,6 t	140,6 t	



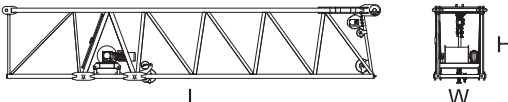
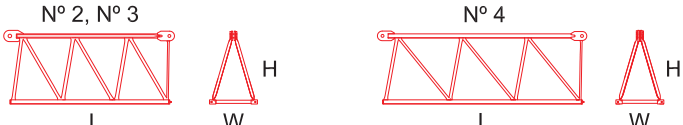
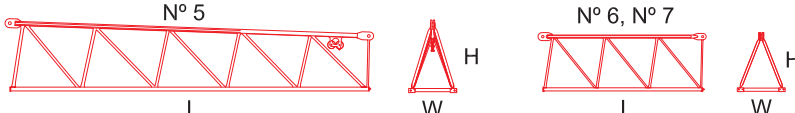
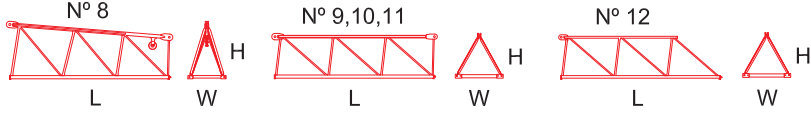
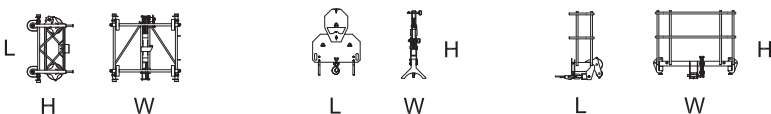
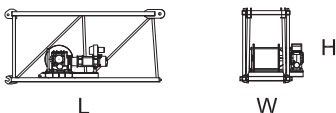
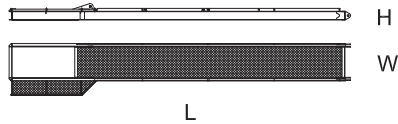
TREPADO INTERNO / BOTTOM CLIMBING CRANE / KLETTERKRANE IM GEBÄUDE / TÉLESCOPAGE SUR DALLES /  
GRU CLIMBING / ВНУТРЕННИЙ ПРОЦЕСС ТЕЛЕСКОПИРОВАНИЯ

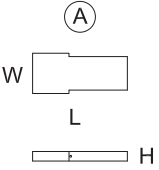
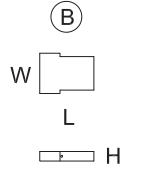
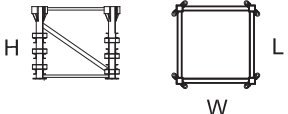
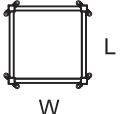

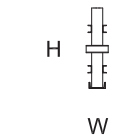
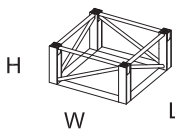
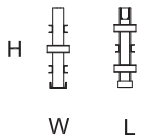
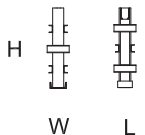
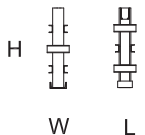
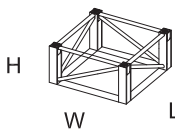
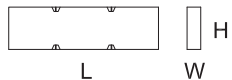
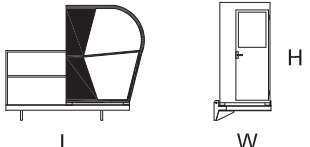
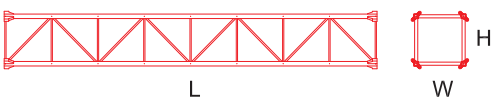
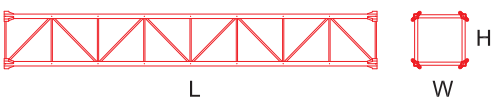
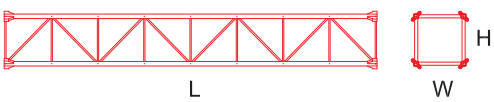
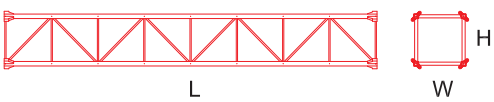
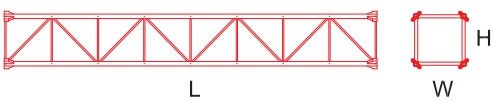
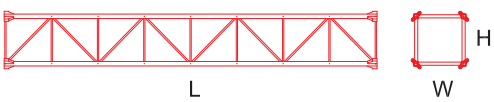
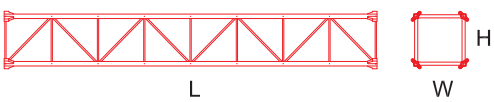
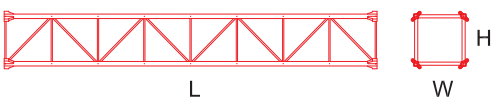
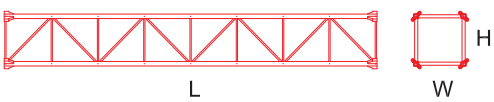
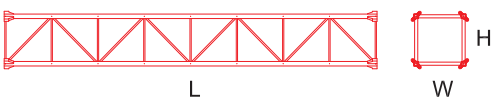
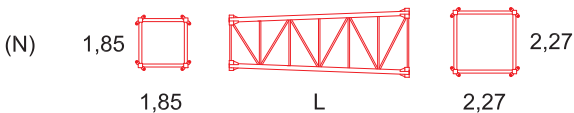
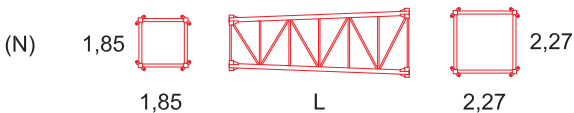
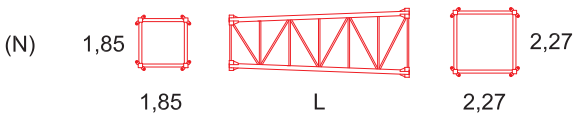
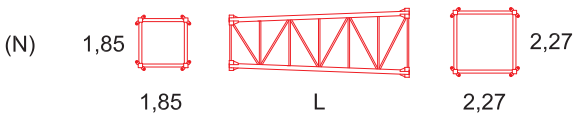


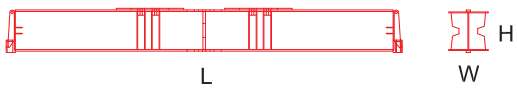
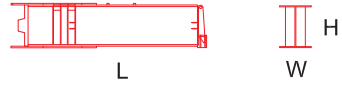
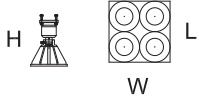
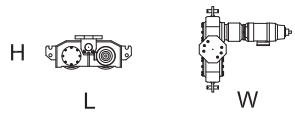
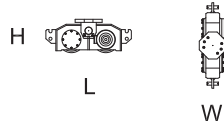
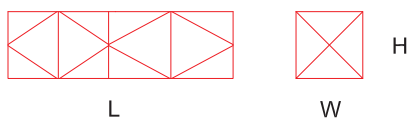
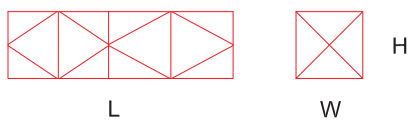
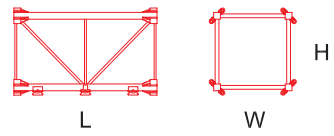
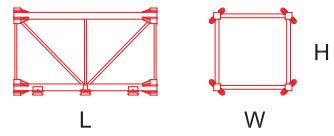
① Consultarnos - Consultateci - Consult us - Nous consulter - Auf anfrage -  
Другие высоты подъема и наращивание крана по запросу

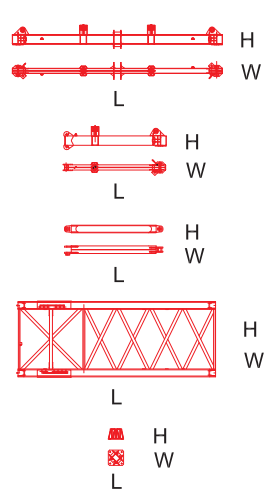
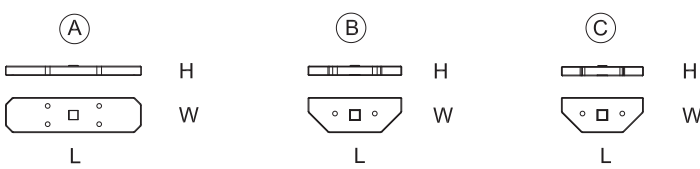
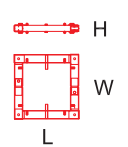
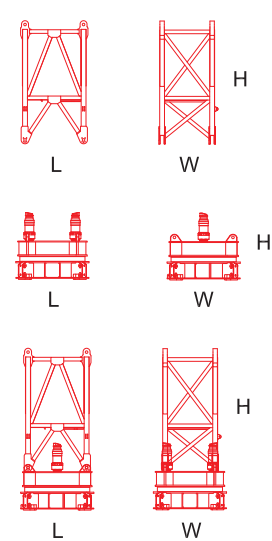


Dimensiones y transporte - dimensions and transport - Abmessungen und Transport - dimensions et des transports - dimensioni e trasporti - Размеры и транспорта

	L(m)	W(m)	H(m)	Peso(Kg)	
<p><b>Pluma tramo primero</b> / Jib heel section / Ausleger-Anlenkstück / Pied de fleche / Settore articolato di braccio / Корневая секция стрелы</p> 	11,8	1,63	2,36	5700	
<p><b>Elemento intermedio de pluma</b> / Intermediate jib section / Ausleger-Zwischenstück / Élément interm. de fleche / Spezzone di braccio / Промежуточная секция стрелы</p> <p>Nº 2, Nº 3      Nº 4</p>  <p>Nº 5      Nº 6, Nº 7</p>  <p>Nº 8      Nº 9,10,11      Nº 12</p> 	2 3 4 5 6 7 8 9 10 11 12	5,35 5,35 6,55 5,3 5,3 5,26 5,25 5,21 5,18 5,15 5,11	1,50 1,50 1,50 1,50 1,50 1,50 1,50 1,50 1,50 1,50 1,50	2,30 2,30 2,30 2,30 1,84 1,84 1,84 1,42 1,42 1,42 1,42	1645 1425 1510 2000 770 675 620 425 395 305 255
<p><b>Gancho, Carro y Puntera</b> / Hook, Trolley and jib head / Lasthaken - Laufkatze-Cabeça de Lança / Crochet - Chariot-Pointe de fleche / Gancio - Carrello e Punta freccia / Крюк и грузовая тележка</p> 	2,44 1,24 0,93	1,65 0,64 1,7	1,58 1,75 1,42	390 750 200	
<p><b>Contrapluma 1</b> / Counter-jib 1 / Gegenausleger 1 / Contre-fleche 1 / Controbraccio 1 / Консоль противовеса 1</p> 	5,00	1,90	2,32	2600	
<p><b>Contrapluma 2</b> / Counter-jib 2 / Gegenausleger 2 / Contre-fleche 2 / Controbraccio 2 / Консоль противовеса 2</p> 	11,94	1,80	0,60	2575	

		L(m)	W(m)	H(m)	Peso(Kg)	
<b>Bloque de contrapeso</b> / Counterweight blocks / Gegengewichtsblöcke / Bloc de contrepoids / Blocco di contrappeso / Плита противовеса						
		A	3,5	1,25	0,29	2750
		B	1,83	1,25	0,29	1500
<b>Elemento de empotre</b> / Foundation anchor / Fundamentanker / Pieds de scellement / El аннегаре / Анкерные крепления						
		S60/8	1,85	1,85	1,6	956
		S60/R16	1,85	1,85	1,6	1108
		S70/8	2,27	2,27	1,6	1122
		S70R/16	2,27	2,27	1,6	1274
		S75R16/20	0,35	0,35	1,6	1200
		S75R16/22	0,5	0,5	2	2840
		S75R16/26	0,5	0,5	2,4	3160
		S75R24/26	0,5	0,5	2,4	3400
		Dima	2,31	2,34	0,8	1650
<b>Bloque apoyo de base</b> / Base support block / Grundballastblöcke / Bloc de appui de base / Blocco di appoggio alla base						
			3,75	0,5	1,2	5400
<b>Cabina y soporte</b> / Cabin and platform / Kabine und wartungs / Cabine et support / Cabina e supporto / Кабина с основой						
			3,00	1,15	2,35	558
<b>Elemento de torre</b> / Tower section / Turmstück / Élément de mât / Elemento di torre / Башенные секции						
		K	11,8	1,85	1,85	4600
		K	5,9	1,85	1,85	2472
		K	3	1,85	1,85	1425
		L	11,8	1,85	1,85	5520
		M	11,8	1,85	1,85	5670
		O	11,8	2,27	2,27	5044
		O	5,9	2,27	2,27	2640
		O	3	2,27	2,27	1545
		P	11,8	2,27	2,27	5700
		N	5,9			3500
		X	6	2,27	2,29	4000
		T	6	2,27	2,29	4300
		U	6	2,31	2,34	5910
		Z	6	2,61	2,34	5980

	L(m)	W(m)	H(m)	Peso(Kg)
<p><b>Viga principal base C60HB</b> / Main base beam C60HB / Hauptträger für fundamentkreuz C60HB / Poutre de châssis de base C60HB / Trave principale della base C60HB / Несущая балка опорной рамы C60HB</p> 	8,65	0,78	0,92	4300
<p><b>Semiviga secundaria base C60HB</b> / Half base beam C60HB / Halbträger für fundamentkreuz C60HB / Semipoutre de châssis de base C60HB / Semitrave secundaria della base C60HB</p> 	4,27	0,68	0,97	2025
<p><b>Niveladores</b> / Levellers / Spindel pyramide / Niveleurs / Piedi regolabile</p> <p>n.º 4</p> 	1,20	1,20	0,90	250
<p><b>Traslacion</b> / Travelling bogies / Kranfahren / Traslacion / Traslazione</p> 	1,15	1,25	0,45	505
	1,15	0,25	0,45	450
<p><b>Jaula de telescopaje tipo K5.9</b> / Climbing cage type K5.9 / Hydraulikbühne K5.9 / Cage de telescopage type K5.9 / Gabbia di montaggio K5.9 / Монтажная обойма K5.9</p> <p><b>K-5.9</b></p> 	11,2	2,1	2,1	8000
<p><b>Completa</b> / Full / Vollständige / Complete / completa / полный</p> <p><b>K-5.9</b></p> 				6490
<p><b>Estructura</b> / Steel frame / Struktur / Construction / Struttura / структура</p> <p><b>K-5.9</b></p>				1510
<p><b>Hidraulico y accesorios</b> / Hydraulic and accessories / Hydraulik-und Zubehör / hydraulique et accessoires / idrauliche ed accessori / Гидравлические и аксессуары</p>				1510
<p><b>Tramo trepador Ktr</b> / Tower section Ktr / Turmstück Ktr / Élément de mât Ktr / Elemento di torre Ktr / Башенные секции Ktr</p> 	5,9	1,85	1,85	2935
	11,8	1,85	1,85	5463

	L(m)	W(m)	H(m)	Peso(Kg)
<b>Base C60T</b> / Crossbase C60T / Fundamentkreuz C60T / Châsis C60T / Carro base C60T				
				
	9	0,72	0,83	2604
(x2)	4,38	0,67	0,83	930
(x4)	5,38	0,28	0,28	560
	6	2,27	2,29	5900
(x4)	0,65	0,65	0,45	315
<b>Bloque lastre de base C60T</b> / Base ballast block C60T / Grundballastblöcke C60T / Bloc de lest de base C60T / Blocco di zavorra alla base C60T / Плиты балласта опорной рамы				
				
	5,8	1,5	0,43	8000
	4	1,5	0,43	4900
	3,5	1,5	0,43	4200
<b>Marco trepado externo</b> / Tie-frame / Cadre d'encrage externe / Sopralzo con ancoraggio esterno / внешняя рамка пристежки				
				
	2,31	2,31	0,26	950
<b>Unidad de rotacion</b> / Complete slewing unit / Drehbühne / Orientation / Rotazione / Оголовок башни				
				
	2,22	1,64	3,28	1950
K	2,00	2,00	1,83	5000
O	2,32	2,32	1,83	6100
K	2,00	2,00	4,43	6950
O	2,32	2,32	4,43	8050



40" HC x 8 - HBG 36 m



x 8 - HBG 36 m